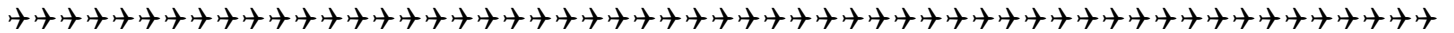




Squadron News February 2023

An AMA Gold Club

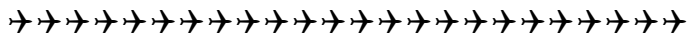


Newsletter Editor.

Hello everyone, I'm John Lawyer and I am the newsletter editor. I will admit I am terrible with names, so if I get your name wrong in the newsletter I apologize beforehand. If I get other facts wrong, I apologize. If you send me an email or hand me a note on any corrections, I will be glad to get it into the next newsletter. Besides, that will help me to take up space in the newsletter also. ☺ You can contact me at jlawyer41@att.net or 765-918-7229

I will always be happy to take input from anyone for the newsletter.

P.S. Pictures of your latest bird or project are always welcome



Upcoming Club Events

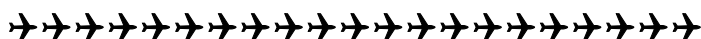
March 1 - Blacksheep monthly club meeting at the field, 7:00 pm

April 5 - Blacksheep monthly club meeting at the field, 7:00 pm

May 3 - Blacksheep monthly club meeting at the field, 7:30 pm

May 6 - 15th Avon Parks Spring Fling. Click [here](#) for event flyer.

May 20 - Hendricks County Parks Touch A Truck event at W.S. Gibbs Memorial Park.



Upcoming Area Events

March 3 @ 6pm, Paragon Elementary Indoor Fly, Paragon, IN
- www.indyrcsouth.org/forum/index.php/topic,3108.0.html

March 4 @ 9am Monroe Co RC Swap Meet, Bloomington, IN
- www.indyrcsouth.org/forum/index.php/topic,3111.0.html

March 24 & 25 - 2023 Dayton Modelrama
April 8 — Indoor flying/Swap meet at Center Grove HS

April 14-15 — Toledo Swap Meet

May 20 — IRCM EDF Flyin/Fun Fly at club field

February Meeting From Paul Wycoff

Blacksheep RC Modelers

Meeting Minutes

February 1, 2023

The meeting was opened at 7:00 PM by Rege Hall with 14 members present.

Paul Wycoff presented Blacksheep's application to AMA for a Flying Site Improvement Grant. Using information gathered from Warren Estep and Rick Gilmore, a list of needs were created which consisted of the following:

Pilot Security Fences built last summer; fertilizer spreader; grass seed; a 10X20 Shelter; 3 picnic tables; fertilizer; a power sprayer

for weed control and rental of a slice seeder and aeration machine.

The total cost for the above items is estimated to be \$3633.36. The AMA grant would reimburse up to 25% of the total cost. The application was submitted on January 29.

It was discussed that a few members have power sprayers so that a purchase might not be necessary.

One question asked on the grant application was whether we participate in the AMA Introductory Pilot Program. We currently do not. The program allows club members to mentor persons considering learning to fly without first joining the AMA. The program provides insurance for all parties for 90 days. Information can be found on the AMA website for those interested in participating.

Doug Gifford reported the Indy RC South club is close to obtaining a new flying field.

Rege reported that applications for 2023 AMA sanction and insurance have been submitted. He has also applied for FRIA (FAA Recognized Identification Area) but, expects it will be quite a while before it is accepted.

Rege has been approached by others to expand the scope of our Warbird Fly-In to Warbird and Classic Fly-In. It was explained that classic would refer to planes older than 50 years. Members present had no objections to the change.

Scott Black announced that we are invited to participate in the Avon Spring Fling on Saturday, May 6. It appears that RC clubs for boating and race cars will also participate.

Rege announced that we have been invited to display at the Hendricks County Gibbs Memorial Park on Saturday May 20. They would like us to fly, but it is not clear there is sufficient space. We have agreed to participate.

John Louden suggested that we schedule a trip to Dayton to visit the museum before weather improves.

It was mentioned that there will be an RC swap meet at the Johnson County fairgrounds on February 18.

NMAD will be held the second Saturday of August (Aug 12) and we will support Hoosier Veterans Assistance Foundation as our charity.

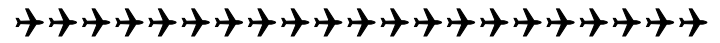
Discussion was held about having some more Fun-Fly events.

Show and Tell

Scott Black showed a new laser cut box that he will use for his kits. He also showed the compression cuffs for his legs as a result of a hip surgery.

Gene Wisner showed a 3d printed storage system for tubes and other straight items. He got the idea from Cable High Manager.

John Louden showed a 3d printed structure to support a servo which will be used to reset the modem for our camera on a periodic basis.



Message from the President.

February's Presidents Message:

Greetings to all Blacksheep, February has flown by with little foul weather other than windy days. Several members were able to get flights in the few warm days when the wind was not gale force. Speaking of flying, we have had lots of rain this year so far and the field seems to drain better than in the past. The runway is in good shape, smooth enough that the smaller EDF's seem to operate ok. Warren has been in contact with WM to confirm the field treatment schedule for this year and he has amassed a list of field improvements for the year. Paul, with assistance from Warren, Rick, Greg and Harold was able to get some cost estimates for filed improvements and submitted to AMA for the filed improvement program. Hopefully we will get some type of monetary award.

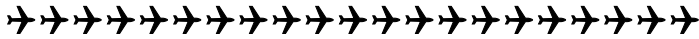
With flying weather getting closer, please take the opportunity to give a thorough PM (preventative maintenance) inspection of aircraft that have been idle through the winter. Be sure to check control surface hinges, control horns, servo mounting, engine mounts etc. Also, a good time to take a close look at the condition of batteries that have been in storage or not used in some time. Consider performing a range check on your planes, with 2.4 hz radios, receiver and antenna placement effects the performance of the radio signals. When the plane, quad or helicopter is in certain attitudes or locations around the flying area, you could experience fades, frame losses or go into failsafe.

I hope everyone has new neat aircraft to fly this year, lots of new stuff everywhere. And, we have lots of events for our club and area clubs coming up. Keep an eye on the events page on our website for event listings. Big one at the of March is the Dayton Swap Shop. Be sure to have your float planes ready for the Avon Spring Fling on Saturday May 6th at the Avon Town Hall Park, lots of fun! We have been invited by the Hendricks County Park Commission to participate in a RC hobby day similar to the Spring Fling on Saturday May 20th at Gibbs Park (southeast of Hendricks County Airport) for a static display, maybe some foamy flying depending on where in the park we end up. Both events are good for community relations.

Remember that we have a Facebook page and You Tube channel, Scott Black takes care of the Facebook page and

Steve Hoy takes care of the You Tube channel. Please feel free to reach out to them to add pictures, videos etc. If you desire to have items on the swap shop page or anything posted on the website, let me know. Until next month, build safe, fly safe and enjoy our fantastic hobby!

Rege





One Of The Country's Largest Model Swap Meet & Auction
- Manufacturer and Distributor Expo -
 Two Buildings - Over 42,000 Square Feet
 350 Tables Sold In 2021 & 2022

- ✓ RC Airplanes New & Used
- ✓ Gas / Glow / Electric
- ✓ Control Line
- ✓ Boats
- ✓ Radios
- ✓ RC Cars
- ✓ Helicopters

- ✓ Drones
- ✓ Field Equipment
- ✓ Building Supplies
- ✓ Door Prizes
- ✓ Concessions
- ✓ Numerous Motels Nearby



Montgomery County Fairgrounds
645 Infirmiry Rd. Dayton, OH 45417

2023 Show Times
 Friday March 24th 9:00 to 2:00 PM
 Saturday March 25th 9:00 AM to 1:00 PM
 Saturday Auction Begins at 1:00 PM


Information

- For additional information visit our website: www.daytonmodelrama.com
 - News Updates, Media/Reviews, Swappers/Vendors, On-Line Reservation for tables & Booths, Auction info/process, Motels, Maps, FAQ's, & much more.
- E-mail contactus@daytonmodelrama.com
- Call Paul @ 937-361-7696


2023 Swap Tables & Booths Reservation (act now, we sell out every year)

- Reserve Tables & Booths On-Line www.daytonmodelrama.com
- Or completed the Reservation Form & mail it with your payment.
- Add additional Booth table, Add electric drop for your table or booth.
- Vendors Participating Both Days Do Not Need to Tear Down Friday Evening.

Hosted by The Dayton Wingmasters AMA#499



Map to Buildings



Toledo R/C Swap Meet

Glass City Center
401 Jefferson Ave.
Toledo, OH 43604

Friday - Saturday, April 1 - 2, 2022 | See Times Below

After the 65 year Toledo R/C Expo came to an end in 2019, a small group of R/C enthusiasts (and swappers) weren't quite ready to see the swap meet cease to exist. The swappin' fun continues at the 2nd Annual R/C Swap Meet returns to SeaGate Convention Centre April 1-2, 2022!

Friday 9:00 AM to 5:00 PM
Saturday 9:00 AM to 3:00 PM

GENERAL ADMISSION

Tickets will be sold at the door. There will be no ticket sales in advance.

Admission \$10.00

Women & children under 12 years of age FREE

Visit the show's website

here: <https://toledorcswapmeet.com/>

INDYHOBBIES.COM

SPRING FLING

RADIO CONTROL FESTIVAL

OUR 15TH YEAR!

"A spectacular event. I've not seen such a public celebration for the hobby!"

FREE EVENT!

**RC AIRPLANES!
RC OFF-ROAD TRUCKS & BUGGIES!
RC SCALE, SAIL & FAST BOATS!
MODEL RAILROADS!**

NOTE: **BLANKIE MODELS ONLY - NO NITRO**

MAY 6, 2023

2.4GHz Radios ONLY! **10 AM - 3 PM**

AVON TOWN HALL PARK
6570 E Highway 36 - Avon, IN 46123

AVON, INDIANA

INDIANAPOLIS ADMIRALS R/C MODEL BOAT CLUB
INDYADMIRALS.ORG

BLACKSHEEP SQUADRON R/C AIRPLANE CLUB
BLACKSHEEPClub.ORG

HOOSIER RC RACERS
HRCRACERS.COM

AVON PARKS

MIDWEST LIVE STEAMERS MODEL RAILROAD

bsi BOB SMITH INDUSTRIES

MANY MODELS ON DISPLAY!

ZipKits.com

INDY RC

AMA

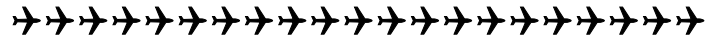
SKY BENCH AEROTECH

WE ARE LOOKING FOR AVON RC CRAWLER CLUB TO JOIN US!

THANK YOU TO

TRUCKS TO

WHAT MAKE AMA TO FLY!



Pictures from Don Darden

Hey John, here are a few pictures of my completed Balsa USA quarter scale Sopwith Pup. Took a full 8lbs in the nose to balance with a DLE 35 Rear Exhaust.

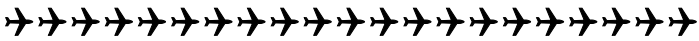



SAVE THE DATE! MAY 20th

Indy RC Modelers Club EDF Jet Day 2023

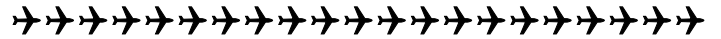
- Fun, all-EDF event, open to all AMA registered pilots
- Fly off a 420' x 30' Geotex runway
- Single entry fee gets
 - Tickets towards drawing for a new EDF jet model
 - Eligible for participation in easy, "on-the-fly" fun events
 - Entry to be selected for any of 5 award trophies
- Lunch tickets available
- Generators available for charging is/as needed (no power on-site)
- Rain date / weather date is May 21st

Mark your calendars now and we'll see you in Morristown in May!



Skybench Skybird

Here is the project I have been working on this winter. It is a Skybird Glider from Scott Blacks Skybench company. 132 inch wingspan. I am close to starting covering.
John Lawyer

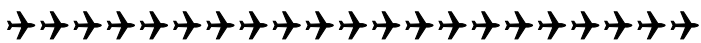


The Wright Brothers fly over the Carolinas, 1903.



The Wong brothers fly over the Carolinas, 2023.

made with mematic



Notification from: **Dayton Wingmasters**

March – The Last 2023 Dayton Modelrama Update of the Year! – March 24th and 25th. 25 Years a GIANT!

As the old left hander would say “we’re rounding third and heading for home”! With approximately 30 days left until Dayton Modelrama, orders continue to come in, and we’re running about 50 tables ahead of last year at this same time. It’s important to note, the last 45 days can be the busiest. Last year we sold 105 tables the last 30 days, so I encourage you to act now and get a table(s) reserved. Take a look at your hanger, do you have merchandise just collecting dust that could be sold? Did you know you can get a **two-day table rental for as little as \$28, and that includes your \$10 entrance ticket to one of the largest shows around** (one admission ticket per table rented). Let’s face it, it doesn’t a lot of merchandise to earn back that \$28 and you’ll have two days to shop for that something new you’ve been wanting. In addition, you can participate in a huge auction on Saturday as either a seller or bidder (or both).

Remember there are two options to reserve a table(s); the first is our on-line portal where you can order and pay for your table via PayPal, visit (www.daytonmodelrama.com). This assures you a table reservation immediately. Your second option is to print the reservation form and mail it with your check (see attached).

We’ve got some great door prizes (one example; the new e-Flite Twin Otter), In addition, we’re raffling off two great birds; an e-Flite Night Radian Sail Plane and a large FMS Pitts Bi-Plane.

Here is what you need to know:

- Montgomery County Fairgrounds – [645 Infirmary Rd, Dayton, OH 45417](#)
- Two Buildings 42,000 combined square feet
- **Expanded Show Hours** – March 24th - 9:00 to 2:00 PM & March 25th 9:00 to 1:00 PM
- **Giant Auction** begins at 1:00 PM Saturday – **The auction format is changing for 2023, please check our website for more information.**
- Great Door and Raffle Prizes
- Concessions on site (great food!)
- Two ATM’s (one in each building)
- **Swapper and Vendor Set Up** – For Swappers and Vendors, early Thursday afternoon set up is available (and limited) by appointment. This is

available for reservations with multiple tables and lots of merchandise. **Traditional set up begins on Friday at 7:00 AM both days.**

- **Camping**, we can set you up with free camping. Call Paul at 937-361-7696 for more information

No merchandise to sell? You’ll want to put Dayton Modelrama on your calendar, there will be all things RC for sale - **300+ tables with thousands of items available.** You won’t find a better selection of new or used merchandise for the beginner to the expert pilot.

If you are submitting merchandise for our giant auction, we’ve made some format changes to the auction, please read the attached document entitled Auction Process.

See our large ad in the Jan, Feb, Mar issues of the Model Aviation Magazine!

Message to Vendors / Manufacturers and Distributors

- We have four levels of sponsorships available. You can get in as a sponsor for as little as \$100 in merchandise donations and up. As an Affiliate Sponsor you will get special recognition, including signage and call outs during the show. Your merchandise will be used for door prizes. Sponsorship levels are also available as Bronze level, Silver, and Gold levels (Silver and Gold will include booth rentals). We’re already lining up distributors and vendors for 2023. Please check our website for more information or call Paul Stimmel at 937-361-7696. You can also e-mail us at contactus@daytonmodelrama.com

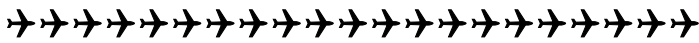
Please pass the flyer and this e-mail to family and friends and see the attached information below. See you at the show!

Cordially,

Paul Stimmel, CD

VP Dayton Wingmasters AMA #499

937-361-7696



TIPS AND TRICKS




NOW YOU SEE IT; NOW YOU DON'T

Most cowls require cutouts for the air vents and motor and speed-control access. To make the cutouts accurately, you need to measure and mark them properly. Ballpoint pens and pencils don't write well on smooth, painted surfaces, and lines made by regular markers are difficult, if not impossible, to erase. A solution is to use dry-erase markers—the ones used in boardrooms across the country. Dry-erase markers, like regular markers, will leave a line on smooth surfaces, but when you've finished making the cutouts, you can simply use a rag to wipe off any remaining ink.



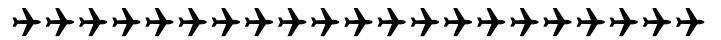
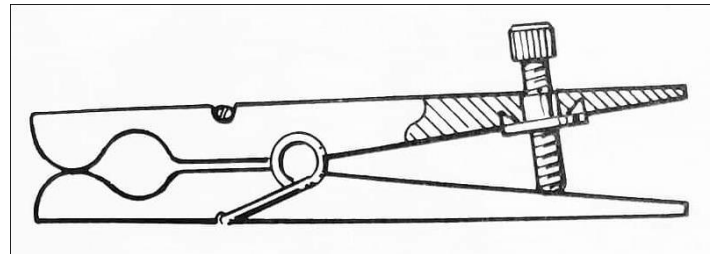
SERVO EXTENSION HOLDER

At one time or another, most of us have had to fish for a servo extension wire that slipped back inside the wing; but there is a solution. Cut a 3/16-inch hole in the bottom of the red plug from an old bottle of epoxy. Across the hole, cut a slot that's just wide enough to squeeze the connector at the end of your servo extension through. Trim the access hole in the wing to fit the plug, and you'll never have to go fishing again. This trick also works well for hold-down bolts.



IN TOO DEEP

If you cut hinge slots using a hobby knife, you know that making slots of the correct depth is a hit-or-miss operation. Here's a solution: Using a straightedge or a tape measure, lay the knife-blade point to the depth required (the blade must be parallel with the straightedge), and use a permanent-ink marker or some tape to create a line straight across the blade where it enters the wood. The line on the blade indicates when it's at the correct depth.



Editor: John Lawyer

***** Till next month may all your landings be wheels down. *****

